

miniSED® QUICK REFERENCE CARD

Sample Requirement

EDTA whole blood
100 µL whole blood
(500 µL total volume)

1 µL = 1 microliter

Tube Requirement

EDTA anticoagulant
(13 x 75 mm) capped tube



Note: To ensure accurate results patient samples must be well mixed prior to testing. If automated mixing is not available (or enabled) on the analyzer, samples must be mixed manually or by mechanical rocker for a minimum of three (3) minutes before testing. Testing should occur immediately after mixing to ensure accuracy of the results.



Erythrocyte Sedimentation Rate Reference Values (mm/hr)*

Males under 50 years old	< 15
Males over 50 years old	< 20
Females under 50 years old	< 20
Females over 50 years old	< 30

The ranges provided are for reference only. All laboratories should establish their own reference ranges based on the patient population served.

*Keohane EM, Otto CN, Walenga JM. Rodak's Hematology: Clinical Principles and Applications Sixth Edition. Elsevier; 2019.

Operating Procedure

1. Insert the closed primary tube with the barcode facing down into the loading port of the analyzer.
 **Load tightly capped tubes only.**
2. Select  on the touch screen to confirm that the sample has been adequately mixed prior to insertion.
3. Once the mixing has been confirmed, the tube is moved into the analyzer and the testing process begins.

Please refer to the miniSED Operator's Manual for the complete operating procedure.

For ALCOR® Scientific Technical Support:
800.495.5270 / 401.737.3774
techservice@alcorscientific.com



ALCORSCIENTIFIC.COM

1017-09-023, Rev. 1

miniSED® QUICK REFERENCE CARD

Sample Requirement

EDTA whole blood
100 µL whole blood
(500 µL total volume)

1 µL = 1 microliter

Tube Requirement

EDTA anticoagulant
(13 x 75 mm) capped tube



Note: To ensure accurate results patient samples must be well mixed prior to testing. If automated mixing is not available (or enabled) on the analyzer, samples must be mixed manually or by mechanical rocker for a minimum of three (3) minutes before testing. Testing should occur immediately after mixing to ensure accuracy of the results.



Erythrocyte Sedimentation Rate Reference Values (mm/hr)*

Males under 50 years old	< 15
Males over 50 years old	< 20
Females under 50 years old	< 20
Females over 50 years old	< 30

The ranges provided are for reference only. All laboratories should establish their own reference ranges based on the patient population served.

*Keohane EM, Otto CN, Walenga JM. Rodak's Hematology: Clinical Principles and Applications Sixth Edition. Elsevier; 2019.

Operating Procedure

1. Insert the closed primary tube with the barcode facing down into the loading port of the analyzer.
 **Load tightly capped tubes only.**
2. Select  on the touch screen to confirm that the sample has been adequately mixed prior to insertion.
3. Once the mixing has been confirmed, the tube is moved into the analyzer and the testing process begins.

Please refer to the miniSED Operator's Manual for the complete operating procedure.

For ALCOR® Scientific Technical Support:
800.495.5270 / 401.737.3774
techservice@alcorscientific.com



ALCORSCIENTIFIC.COM

1017-09-023, Rev. 1